
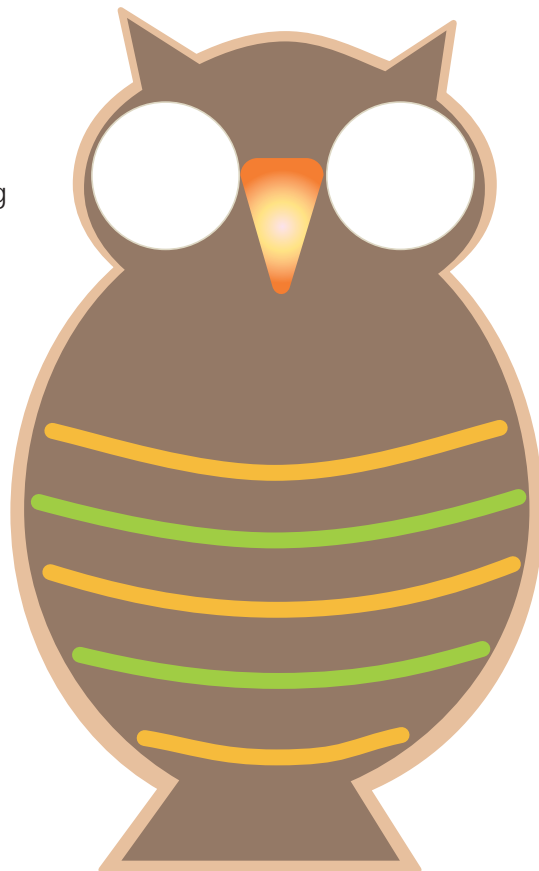


Step 1.
Dam and flood
owl cookie
shape

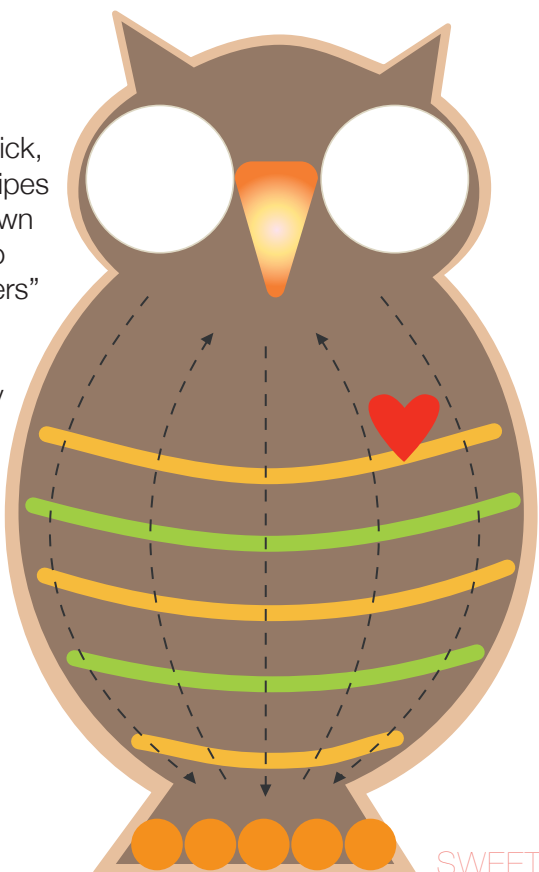


Step 2.
Draw 3 to 5
contrasting icing
stripes across
chest



Step 3.
Add candy
eyes and beak

Step 4.
With a toothpick,
lightly drag stripes
in up and down
direction to
create "feathers"



Step 5.
Add candy
feet and
heart

Step 6.
With a dot of icing
add candy confetti
eyeballs

Let dry up to
eight hours
or
overnight

