
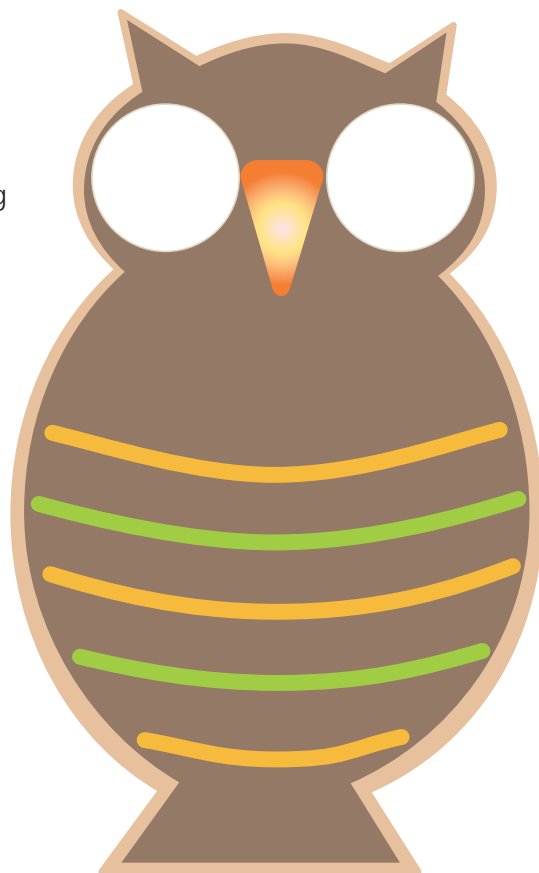


Step 1.  
Dam and flood  
owl cookie  
shape

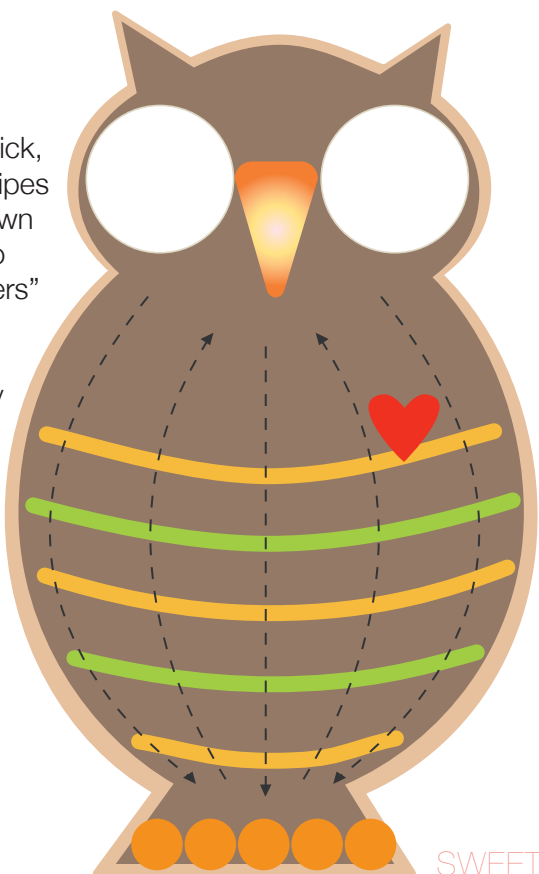


Step 2.  
Draw 3 to 5  
contrasting icing  
stripes across  
chest



Step 3.  
Add candy  
eyes and beak

Step 4.  
With a toothpick,  
lightly drag stripes  
in up and down  
direction to  
create "feathers"



Step 5.  
Add candy  
feet and  
heart

Step 6.  
With a dot of icing  
add candy confetti  
eyeballs

Let dry up to  
eight hours  
or  
overnight

